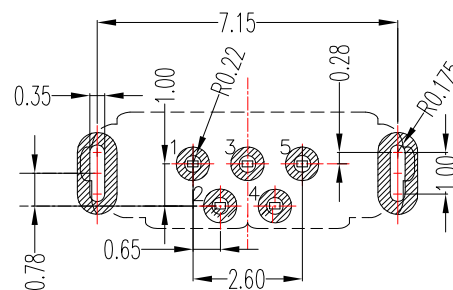
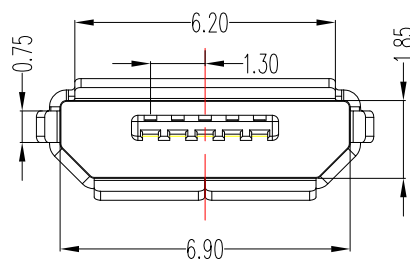
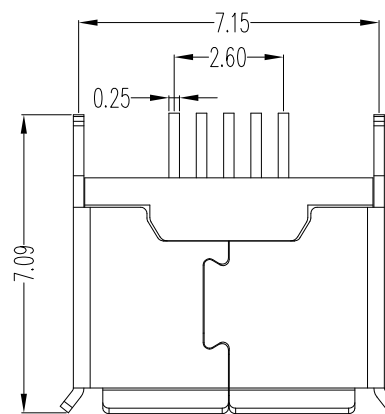
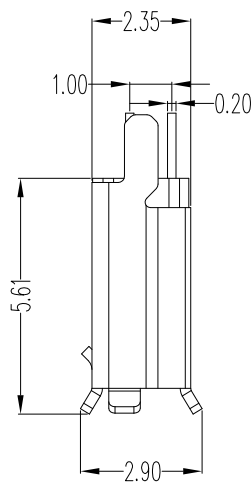
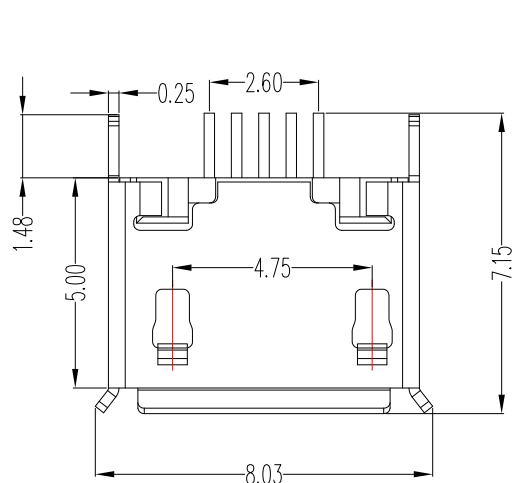




MRUSB-5B-V-x-S129

鍍層厚度:

Blank : 1u"
2 : 15u"
3 : 30u"



P.C.B LAYOUT MOUNTING PATTERN

SPECIFICATIONS

1.Electrical:

- 1.1 Current Rating: 1.5Ampere Maximum for Pin1&Pin5
0.5Ampere Maximum for Pin2&Pin3&Pin4
- 1.2 Voltage Rating: 30V
- 1.3 Contact resistance : 30mΩ max.
- 1.4 Dielectric withstanding voltage : 100 V AC.
- 1.5 Insulation resistance : 100MΩ min.

2.Mechanical:

- Mate and unmate force:
- Mate force : 35N MAX
- Unmate force : 10N MIN

3.Environment:

Operating Temperature : -30°C to +80°C.

4.Material:

- Housing : LCP,UL94V-0
- Contact: Phosphor Bronze
- Shell: SUS

5.Plating Layer:

- Contact: Plated Gold in Mating Area ;
Gold Plated on Solder Balls ;
Nickel under plated overall
- Shell: Tin under Plated surface layer

6	新增2.35尺寸	Jack	063015
5	更新PCB LAYOUT尺寸	Jack	050615
4	更新材質	Jack	092214
3	更新尺寸	Jack	053014
2	更新為A0版	Jack	040814
1	更新材質及外殼電鍍	Jack	121813
ITEM NO.	DESCRIPTION	DRAWN	DATE



TOLERANCE UNLESS OTHERWISE STATED :

Up to 5	±0.2
Above 5 ~ 15	±0.3
Above 15 ~ 30	±0.4
Above 30 ~ 50	±0.5
Angle	±0.3°

3RD. ANGEL'S



UNITS MM

DRAWN BY:	DATE	MAT'L	TITLE	CONNECTOR
Jack Lu	06/30/15			
CHECKED BY:	DATE	FINISH	MODLE	MICRO USB B TYPE 180 度 DIP 腳
Jacky Chen	06/30/15			
APPROVED BY:	DATE	SCALE	DWG NO.	MRUSB-5B-V-x-S129
Tony Kao	06/30/15	1 : 1		
		SHEET NO.	PART NO.	MRUSB-5B-V-x-S129
		1 of 1		
				SIZE A4
				VER A4